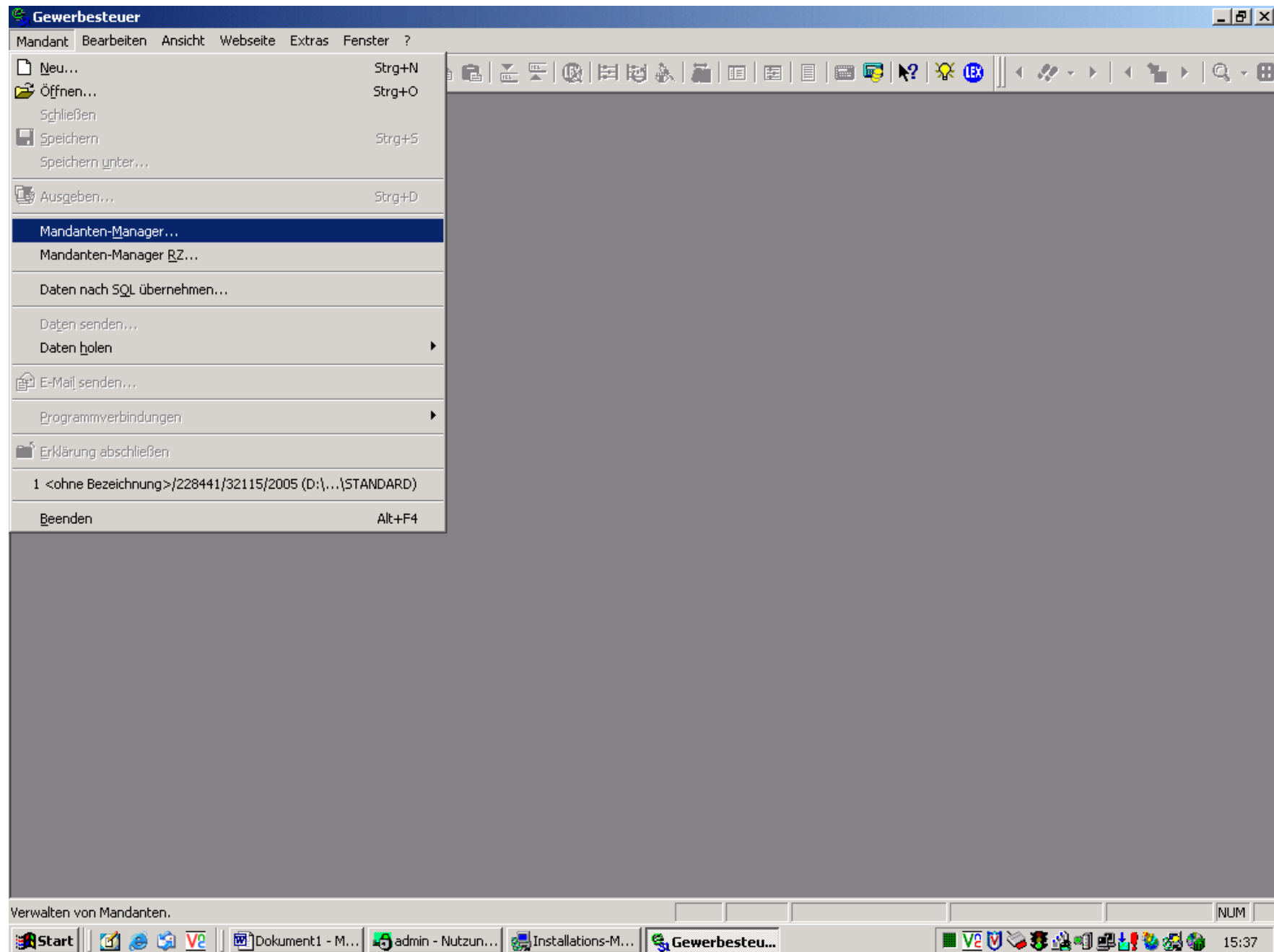
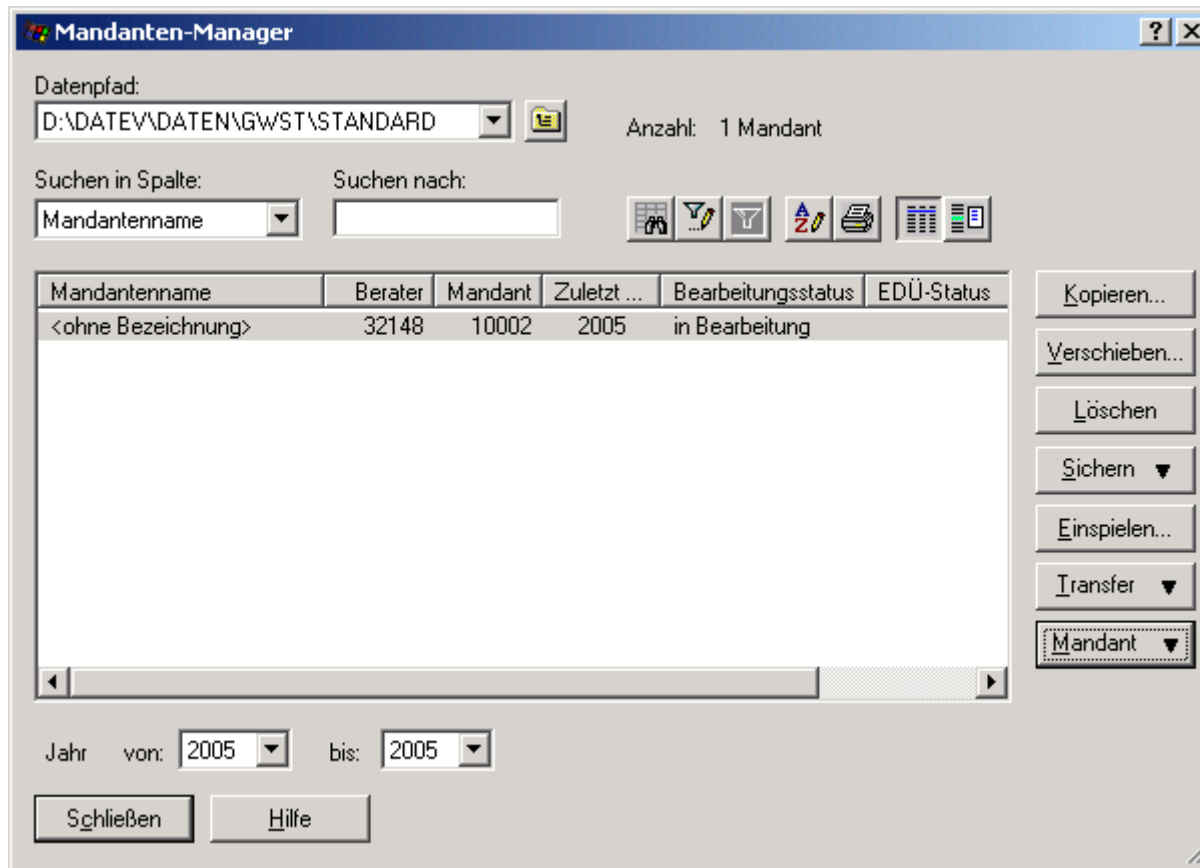


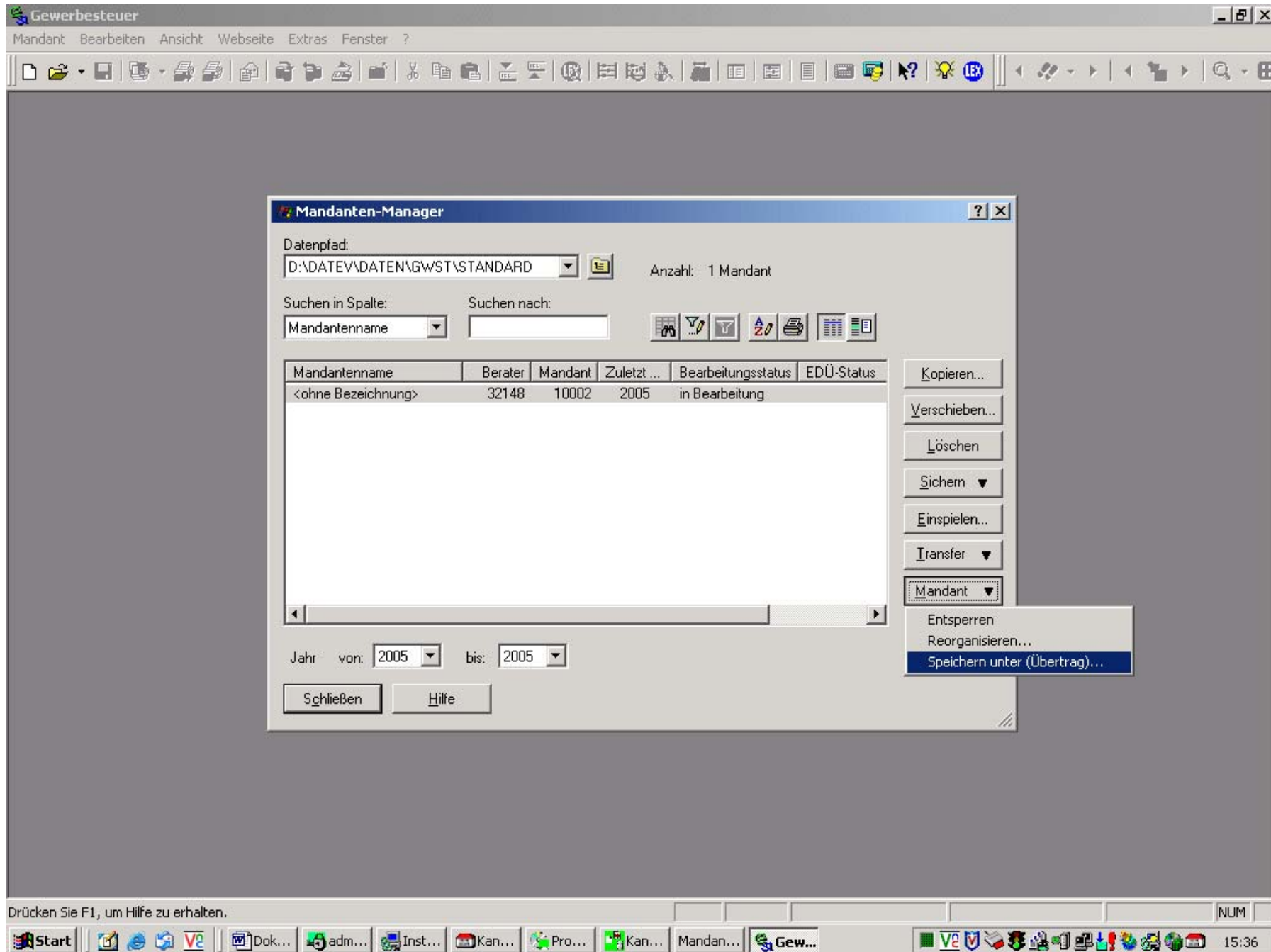
The screenshot shows a dialog box titled "Mandant speichern unter" with a close button (X) in the top right corner. The "Datenpfad:" field contains "D:\DATEV\DATEN\KR\TEST". To the right of this field is a button labeled "Mandant auswählen". Below the path field are two sections: "Quell-Mandant" and "Ziel-Mandant". The "Quell-Mandant" section has "Beraternummer:" with the value "29098" and "Mandantennummer:" with the value "271". To the right of these fields is a checkbox labeled "Mandant nach dem Kopieren löschen" which is currently unchecked. The "Ziel-Mandant" section has "Beraternummer:" with the value "29098" and an empty "Mandantennummer:" field. At the bottom of the dialog are two buttons: "OK" and "Schließen".

The screenshot shows the same dialog box "Mandant speichern unter" with the same "Datenpfad:" field and "Mandant auswählen" button. In the "Quell-Mandant" section, the "Beraternummer:" is "29098" and the "Mandantennummer:" is "271". The checkbox "Mandant nach dem Kopieren löschen" remains unchecked. In the "Ziel-Mandant" section, the "Beraternummer:" is "1234656" and the "Mandantennummer:" is "10001". The "OK" and "Schließen" buttons are at the bottom.

Löschen geht nur dann, wenn sich die Beraternummer nicht ändert !!







**Mandant speichern unter (Übertrag)** [?] [X]

Ordnungsbegriff

Berater-Nr.: 12456

Mandanten-Nr.: 20101

"Von"-Jahr: 2005

"Bis"-Jahr: 2005

Alten Ordnungsbegriff löschen (Verschieben auf neuen Ordnungsbegriff)

Datenpfad: D:\DATEV\DATEN\GWST\STANDARD [v] [E]

OK Abbrechen Hilfe